



Public Project Summary

TradingView Review 2020:

Social and Charting Trading Tool Winner

Li Xueyan

This Capstone project is submitted in total fulfillment of the requirements for

MS in Finance degree

Department of Economics and Finance

Central European University

Budapest, Hungary

Submitted in June 2020

Summarize the Work

With the help of the Brokerchooser in the data collection from ahrefs.com, according to visitors' amount, the data constitute 10 investment tools (Investing.com, TradingView, Finviz, Stockwits, Stock Charts, Optuma, Metastock, Trendspider, TC2000, and Investopedia), with TradingView leading in volume and popularity. Moreover, with the approach that the validity of the volume data, the assessment of countries are described, such as the USA, the UK and Australia, respectively.

Identified with relevant technical and trading background, analysis focused on organising the data to generate the short lists I need to compare with TradingView. Thus, the long list is then partitioned into the short list, with an approach based on the algorithm of visitors' volume.

Finally, finish the review report, mainly concentrated on the **Usability and Pricing; Fundamental Scanning and Screening, Technical Analysis, Social Community and Education, Back testing and Automated Trading, Research and Real-time News.**

Benefits to the Client

Trading apps can be used for trading, learning, charting, data and trading ideas. The review on the investment app offer easy-to-use features that make it quick and painless to helps beginners or traders learn the ropes and offers the research. TradingView is a charming social and chart stock platform, and it has a high level on the security and one-factor authentication, which protects the personal details of the user's accounts.

Generating the review on the most popular trading app (without broker functionality)- TradingView. It is not only benefits to BrookerChooser on the spreading services (I put the sentence in the bottom line: "use the broker finder and find the best trading tool for you or learn more about investing your money by visiting BrokerChooser") , but also help people "trading wise".

Key Outcomes

The outcome is a review on the TradingView from the perspectives of Usability and Pricing; Fundamental Scanning and Screening, Technical Analysis, Social Community and Education, Back testing and Automated Trading, Research and Real-time News.

1. Usability and Pricing

TradingView runs on PC, Mac, tablets, and all IOS devices through smart phones, and it is built on **browser-based HTML 5 architecture** that needs **zero installation** and zero data feed configuration.

TradingView also offers numerous advanced charting features for experienced traders. The following chart extensive compared the free version with the [PRO at \\$14.95/month, PRO+ at \\$29.95/month or the PREMIUM at \\$59.95/month](#), and demonstrated recommendations for every level ambition.

2. Fundamental Scanning and Screening

The **real-time scanning and watch lists** will be well covered. You can conduct an in-depth analysis of company fundamentals screened in real time layered with technical screens.

3. Technical Analysis: Charting and Indicators

Best **HTML5 Charts** in TradingView are definitely a strength. They represent the leading edge of charting technology. The platform can easily generate the required chart on the basis of the historical and latest price patterns, even the comparison of the volume and price.

4. Social Community and Education

It is built with the best **social sharing and ideas capture** for traders by using chat forums or groups in an active format. The platform joins **real-time stock outlooks and commentary in the social community**, so traders can discuss and share their stock ideas with others and get feedback.

5. Back-testing and Automated Trading




The back-testing is good but not perfect. It is built into the code that covers functionality of the

reporting. The TradingView public library of **pine scripts**, **market replay** are good functionalities. Besides, **the server-side alerts** functionality is integrated back-testing of automated trend-line detection and plotting

6. Research and Real-time News

Unfortunately, there is no third party for the research. In terms of news that in curation is one place that TradingView could do better in, from the viewpoint of the news interface and sources.

I put the One Minute TradingView review below:

One Minute TradingView Review		
Overall ★★★★★ (4.5) <div>  TradingView </div>	Usability & Pricing	★★★★★
	Fundamental Scanning & Screening	★★★★★
	Technical Charting & Indicators	★★★★★
	Social community & Education	★★★★★
	Back-testing & Automatic trading	★★★★★
	Research & Real-time News	★★★★★
Summary It is a cloud-based financial visualisation and charting platform that offers visual data, multiple charts, real-time social community, pine script and paper trading to users. However, it has limited broker support.		
 Pros	 Cons	
✓ Accessible Use	✗ No Offline Usage	
✓ Intuitive User Interface	✗ Limited Back-testing	
✓ Visualize Charting	✗ Multiple Charts only in Paid Version	
✓ Thriving Social Community	✗ Not Online Broker	
✓ Free-based Offer		
✓ Great Indicators and Tools		
✓ Paper Trading		
✓ 30-day Trial Period		